



The Pakistan Credit Rating Agency Limited

STAR RANKING REPORT

FAYSAL ASSET ALLOCATION FUND

[ASSET ALLOCATION]

	1-YEAR	3-YEAR	5-YEAR
FUND RANKINGS	★★	★★	★★
	2-Star	2-Star	2-Star
REVIEW PERIOD – JUN'17	12 Months	36 Months	60 Months

Ranking Scale	★ ★ ★ ★ ★ ★ ★ ★ ★ ★ ★ ★ ★ ★ ★	Superior Good Average Below Average Weak
----------------------	-------------------------------------------	------------------------------------------------------

SEPTEMBER 2017



STAR RANKING REPORT

Sep-17

Faysal Asset Allocation Fund

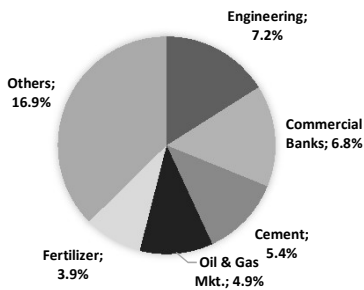
Fund Facts

Fund	Faysal Asset Allocation Fund
Fund Category	Asset Allocation
Launch Date	24-Jul-06
Trustee	CDC
Fund Size	PKR: 702mln
AMC	Faysal Asset Management Limited
AMC Rating	AM3++ (JCR)
Fund Manager	Saif Hasan
Peer Universe	All Eligible Asset Allocation Funds

Asset Allocation

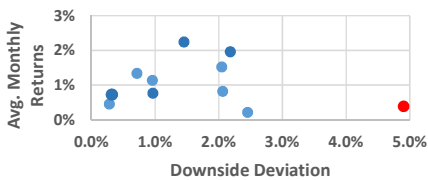
	Jun-17	Jun-16
Equities	45.2%	57.3%
Banks	23.5%	40.8%
Govt. Securities	-	-
Debt Instruments	-	-
Others	31.4%	1.9%

Sector-wise Portfolio (Jun'17)

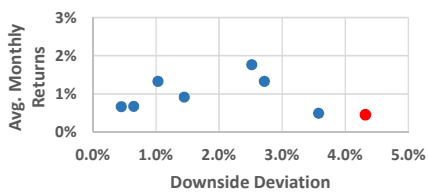


Risk

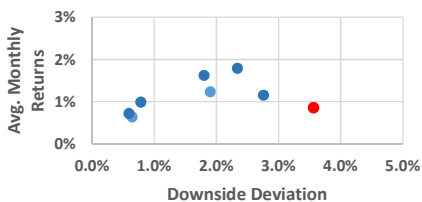
Return - Downside Deviation Analysis - 1 Year



Return - Downside Deviation Analysis - 3 Years



Return - Downside Deviation Analysis - 5 Years



History

	Jun-17	Dec-16	Jun-16	Dec-15
Fund Ranking 1Yr	2-Star	1-Star	2-Star	3-Star
Fund Ranking 3Yrs	2-Star	2-Star	2-Star	3-Star
Fund Ranking 5Yrs	2-Star	2-Star	2-Star	3-Star
Fund Size (PKR mln)	702	145	738	658
Category Size (PKR mln)	15,387	13,044	10,742	9,225
Fund NAV (PKR)	68.7	74.4	68.9	70.7
Fund Dividend	3.5	-	-	-

Fund's Objective

The investment objective of the fund is to provide investors with an opportunity to earn long-term capital appreciation optimizing through broad mix of asset classes encompassing equity, fixed income & money market instruments.

Asset Manager (Jun'17)

Year of Incorporation	2003
Conventional Funds	7
Shariah-Compliant Funds	2
CEO	Mr. Razi-ur-Rahman
CIO	Mr. Ayub Khuhro
AUMs	PKR 7,851mln (June-17)

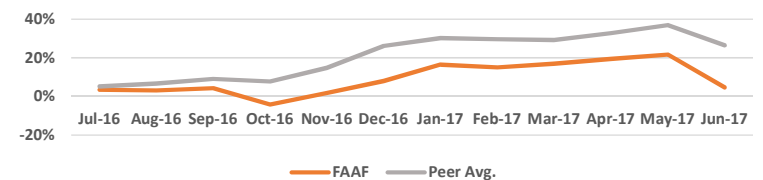
Return Summary

	FAAF	Peer Avg.	Fund SD.*	Peer SD.*
FY17				
1Q	4.3%	4.4%	1.9%	1.9%
2Q	4.2%	7.9%	8.3%	3.8%
3Q	8.3%	2.0%	4.6%	1.7%
4Q	-10.0%	-1.2%	9.2%	3.9%

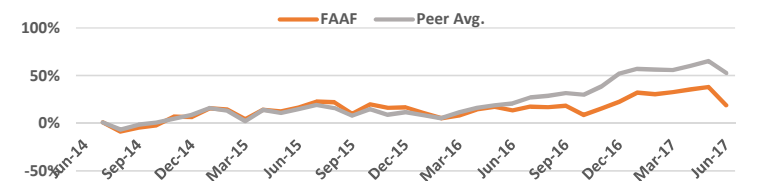
* based on monthly returns

Performance

FAAF | Peer Avg. | 1Yr | Jun-17 (Monthly Returns)



FAAF | Peer Avg. | 3Yr | Jun-17 (Monthly Returns)



FAAF | Peer Avg. | 5Yr | Jun-17 (Monthly Returns)

